


Product Disclosure Statement (PDS)

Western Australia (WA) Coal Division 1 July 2020

Contents

1. About us	2
2. How super works.....	3
3. Benefits of investing with Mine Super.....	5
4. Risks of super	6
5. How we invest your money.....	7
6. Fees and costs	9
7. How super is taxed	12
8. Insurance in your super	13
9. How to open an account	16

Important things you should know before reading this PDS

This PDS summarises important information about investing in the Mine Superannuation Fund (Mine Super). It has references to fact sheets and an Insurance Guide which contain important information, and are part of this PDS, and fact sheets which have additional information that you might want to know. We'll tell you when we refer to these fact sheets and the Insurance Guide by using a  symbol. You can find these on our website at mine.com.au/super-pds

You should read this PDS, fact sheets and Insurance Guide on our website before deciding to open a Mine Super account.

The information in this PDS is general information only and doesn't take into account your personal financial situation or needs. You should talk to a financial adviser if you need financial advice based on your personal situation.

Information that is not materially adverse information may change from time to time. You can obtain updates on this information by visiting mine.com.au. You can also request a paper copy of this information at no charge to you by calling 13 64 63.

Issued by AUSCOAL Superannuation Pty Ltd ABN 70 003 566 989 AFS licence 246864 Trustee for the Mine Superannuation Fund ABN 16 457 520 308 MySuper authorisation number 16457520308485

1. About us

A commitment to your financial future, and a pledge to have your back – both today, tomorrow and over the long-run.

We've come a long way since we started out over 75 years ago. Throughout the journey, we've remained of the mining community and for the mining community. We've helped our members achieve exceptional retirements throughout the years, even before super was compulsory. Proof that our commitment to our members has always remained strong, and that we'll continue to have their back.

Our dedication to you means we're here to look after all aspects of your financial future. Our products and services are designed not just to protect your financial security today, but also to give you financial freedom in retirement.

If you're a member of the WA Coal division you can have two accounts:

+ **Defined benefit account** – generally, you receive a defined benefit account automatically if you're employed in the Western Australian coal mining industry and are likely to remain employed as a mine worker for at least six months.

If you:

- » retire, resign or are retrenched between your preservation age and age 64, or
- » reach age 65, even if you're still working,

you're entitled to a defined benefit of 12% x years you've held your defined benefit account x benchmark amount.


The benchmark amount, which is \$73,882 as at 1 July 2020, increases each year in line with movements in Average Weekly Ordinary Time Earnings.

Once you reach age 65 your membership multiple stops increasing and any further contributions are paid into an accumulation account. If you retire after age 65 you'll be entitled to a defined benefit calculated using your membership multiple at age 65, times the benchmark amount at the date of retirement. If you're still working, you can also transfer your defined benefit into an accumulation account.

If you resign or are retrenched, you can keep your super in the defined benefit scheme. Alternatively, you can transfer it into an accumulation account, but your defined benefit may be reduced by an amount determined by us on the advice of the Fund's actuary.

+ **Accumulation account** – if you start as a temporary or casual employee, you'll have an accumulation account only. If you later become full-time or you're employed for more than six months, you'll likely have a defined benefit account opened for you.

If you have a defined benefit account and you're directing Superannuation Guarantee, salary sacrifice or after-tax contributions to us, they'll be credited into an accumulation account for you.

 For more information about the benefits of investing with Mine Super, go to Section 3 or mine.com.au


If you have an accumulation account, we offer ten investment options for you to invest your super:

+ **Four pre-mixed investment options** – Aggressive, Growth, Balanced and Stable.

+ **Six single asset class investment options** – Australian Shares, International Shares, Property, Bonds, Cash and Term Deposit.

If you don't choose which investment option/s to invest your super in, it will be invested in our MySuper default Lifecycle Strategy. You can also choose to invest in the MySuper default Lifecycle Strategy at any time. The MySuper default Lifecycle Strategy works by

investing your super in the pre-mixed investment option generally appropriate for people your age. As you get older, your super's automatically switched to a less risky pre-mixed investment option.

 You can find the Product Dashboard for each of the four investment options in the MySuper default Lifecycle Strategy at mine.com.au/product-dashboard. You can find information about the Trustee, executive remuneration and other information we must make available at mine.com.au/about-us


2. How super works

About super

Super's one of the best ways to save for your retirement. It is, in part, compulsory. Generally, you can't get hold of your super until you retire, usually after you've reached your preservation age. But there are times where you might be able to withdraw it earlier than this.

The government wants you to put money aside for when you retire and to encourage you to do this, it gives you tax breaks and other benefits.

Because some of your pay has to be paid into super when you start working, you start saving for your retirement early. The longer you save, the more money you'll have to enjoy when you retire.

 For more information about how super works, go to moneysmart.gov.au or read our **What is super?** fact sheet at mine.com.au/super-factsheets

How to increase your super savings... making contributions into your Mine Super account

There are a number of ways you can add money to your super:

Contributions from your employer

If you're employed and earn more than \$450 a month, your employer must pay 9.5% of your pay into your super on your behalf.

If you're a temporary or casual worker in the Western Australian coal mining industry, you can generally choose which super fund you'd like your employer to contribute this to, such as an accumulation account with Mine Super.

As your defined benefit account is a legislative scheme, you can't choose and your employer must pay between 7% and 10% of the benchmark amount to Mine Super. If this amount is less than 9.5% of your pay, your employer is required to pay the difference into an accumulation account. Generally, you can choose which super fund this contribution is paid to. Your employer is currently contributing 7% of the benchmark amount. While you're employed as a WA mine worker, your employer will pay an additional 3% of the benchmark amount to us from your after-tax pay until you turn age 65 or retire, whichever is earlier.


To make the following contributions, you'll need to have an accumulation account.

Salary sacrifice contributions

You can ask your employer to deduct extra money from your pay before tax is taken out, called salary sacrifice contributions.

Your own contributions

You can contribute your own money from your pay or income after tax is taken out.

 The government sets limits on how much of your contributions are taxed at the low rate applying to super funds. These limits are called 'contribution caps'. For more information read our **How much can I add to my super account** fact sheet at mine.com.au/super-factsheets

Transfer super you have in other funds into your Mine Super accumulation account
Having all your super in one fund means you won't pay multiple fees to different funds and therefore, have more money to invest for your retirement. It also makes managing your super easier. You save time, receive less paperwork and you're less likely to lose track of your super.

Government co-contribution and low income superannuation tax offset

The government has two schemes to help people on low and middle incomes save for their retirement.

- + If you contribute your own money after tax and meet certain rules, you might be eligible for the **government co-contribution**.
- + If your employer contributes the compulsory 9.5% of your pay into your super account and / or you ask your employer to make contributions from your before-tax pay, called salary sacrifice contributions, you might be eligible for the **low income superannuation tax offset**.

Contributions by your spouse

Your spouse can contribute money to your Mine Super account. They might receive a tax benefit for doing this.

Investing your super

Once you or your employer contribute money into your super, we invest it for you.

If you have a defined benefit account, the value of your benefit is based on how long you've held your account and the benchmark amount when you retire, rather than investment returns.

If you have an accumulation account, your super will increase in value if investment returns are positive and fall in value if investment returns are negative.


One of the benefits of Mine Super is that there are two ways you can invest the super you have in your accumulation account.

1. Let us do it for you through our MySuper default Lifecycle Strategy. We'll invest it in a pre-mixed investment option generally appropriate for your age; **or**
2. You can choose how you want to invest your super from ten investment options.

 For more information about investing your super, go to **Section 5**.

Withdrawing money from your super

The purpose of super is to save for your retirement. Because of this the government has set strict rules around when you can withdraw money from your super. Generally, your super's 'preserved', which means you can't withdraw money from it until you retire. But there are times when you might be able to withdraw it earlier than this.

 You should read the important information about making contributions and withdrawing your super before making a decision. Go to mine.com.au/super-pds and read the fact sheets titled: **Boost your super with the government co-contribution**; **How much can I add to my super account?** and **When can I access my super?** The material relating to making contributions and withdrawing your super may change between the time you read this Statement and the day you sign the application form.

3. Benefits of investing with Mine Super

The WA Coal division of the Fund has a:

- + defined benefit account – which means the value of your account is generally linked to how long you've held your account, rather than being directly linked to investment returns
- + accumulation account – which means the value of your account is directly linked to the value of the investment options you're invested in.

Here are some benefits of investing with Mine Super

+ A safe and secure place for your super.

Over 75 years ago, we began with a mission to help miners retire with dignity. Today we've grown into a fully-fledged super fund and our doors are open to all. We uphold strong safeguards that mean your super's in safe hands. We look after \$10.1 billion for 59,237 members¹.

+ We're value for money.

We're a profits-to-member Fund so we don't earn a profit for ourselves or shareholders. We only cover our costs which means more for you through investment returns and lower fees and charges.

+ You can contribute all types of super contributions into your accumulation account.

This includes contributions from your employer, after-tax pay and before-tax pay. You can also save fees from having multiple super funds by transferring other super you have to your Mine Super accumulation account.

+ Investments to suit your needs and your lifestage.

If you have an accumulation account, we have ten investment options for you to invest in that let you mix and match how your super's invested. Don't want to make a choice? That's okay too. Through our MySuper default Lifecycle Strategy, we'll invest your super in a pre-mixed investment option generally appropriate for your age.

+ Get death and total and permanent (TPD) disability benefits through your super

If you're less than 60 years old and have an active defined benefit account, you're entitled to receive a death and TPD benefit if you die or become disabled. You can apply for voluntary death and total and permanent disablement insurance and income protection insurance under the accumulation component of your account. Having insurance through your super can also work out cheaper and easier to manage.

+ Financial advisers there for you.

You can get financial advice from Mine Super Financial Advice. Their goal is to make sure you receive the right advice to make the most of your individual situation, and it won't cost the world.

+ Customer service that suits you.

We provide an in-house member services team, with offices in Newcastle, Warners Bay, Wollongong, Mudgee, Brisbane, Rockhampton and Mackay. We can also meet you in Perth, Muswellbrook, Sydney and other major regional coal mining centres by appointment. We offer regular communications, seminars and workshops and a secure website where you can transact, view and update your account online.


+ A home for all your super always.

You can enjoy the benefits of being a Mine Super member over your whole life. You can take your super account with you from one job to the next. When it comes time to retire you can invest your super in our flexible pension.

¹ As at 31 March 2020

Don't take our word for it... here's what the experts think

Two of the super industry's most respected companies that rate super funds, SuperRatings and Chant West, have awarded us their highest rating. You can compare Mine Super against other super funds at our website using Chant West's AppleCheck.

 For more information about the benefits of investing with Mine Super, go to mine.com.au

4. Risks of super

When thinking about super, it's important to understand its risks so you can make the right choices:

- + All investments have risk and the value of your super will vary.
- + Different investment strategies, such as the investment options you invest in, have different levels of risk depending on the assets they're invested in. To measure these risks, we've adopted 'Standard Risk Measures' (SRMs) developed by the super industry. Information about Aggressive's SRM can be found in **Section 5**. The SRMs for our other investment options can be found in their Fact sheets. Go to mine.com.au/super-pds
- + The returns from investments are affected by things such as inflation, interest rates and market conditions. The value of currencies can also have an impact, particularly if you invest in international shares.
- + Assets with the highest long-term returns, such as shares and property, might also have the highest short-term risk. Cash and bonds generally have less potential for high long-term returns, but also tend to have less short-term risk.
- + The return you get from your super will vary and future returns could be different from past returns.
- + Returns are not guaranteed and you might lose some of your money.
- + Super laws might change.
- + The amount of super you end up with when you retire might not be enough for you to have a comfortable retirement.
- + How much risk you take is your decision and depends on your age, how long you'll invest for, your other investments, how comfortable you are with the possibility of losing some of your super in some years, among other considerations.

If you have a defined benefit account, the value of your benefits is based on how long you've held your account and the benchmark amount when you retire, rather than investment returns. Therefore, many of the investment risks above don't directly affect the value of your defined benefit account. The growth in your defined benefit may also differ from the returns of investment products. This could be positive or negative. Risks associated with a defined benefit scheme are also that the underlying investments, employer contributions and insurance may not be sufficient or available to meet benefit entitlements. We and the Fund actuary carefully monitor this.

5. How we invest your money

Defined benefit account

If you have a defined benefit account, your benefit is linked to the movement in the benchmark amount, not to investment returns. This means the investment options below don't apply.

We invest defined benefit assets in accordance with the investment strategy we consider appropriate given the risks associated with the WA Coal division.

Accumulation account

If you have an accumulation account, we offer ten investment options for you to invest your super:

Four pre-mixed investment options – Aggressive, Growth, Balanced and Stable.

Six single asset class investment options – Australian Shares, International Shares, Property, Bonds, Cash and Term Deposit.

Warning: When you're thinking about which investment options to invest in, you should consider the likely investment return, risk and how much time you have to invest.


Mine Super gives you choices

One of the benefits of Mine Super is that you can choose which investment options your super's invested in or make no choice and have it automatically invested in our MySuper default Lifecycle Strategy.

+ Make no choice and your super will be invested in our MySuper default Lifecycle Strategy. The MySuper default Lifecycle Strategy works by investing your super in the pre-mixed investment option generally appropriate for people your age. As you get older, your super's automatically switched to a less risky pre-mixed investment option.

Or

+ Choose your own investment options. You can choose any mix of the four pre-mixed and six single asset class investment options. The mix you choose must add up to 100%. You can also choose to invest your current account balance and future contributions differently or invest in our MySuper default Lifecycle Strategy at any time.

 To help you decide how to invest your super, it's important to understand some basic investment concepts. See our investment fact sheets at mine.com.au/super-factsheets

An example of our investment options – Aggressive

Invests primarily in shares, property, infrastructure and other alternatives that aim to maximise returns by taking greater risk.

Who is Aggressive suitable for?

Suitable for people who wish to invest their super for five or more years.

If you're under age 45 and don't make an investment choice, we'll automatically invest your accumulation money in Aggressive as part of our MySuper default Lifecycle Strategy.

What assets does Aggressive invest in?

	Target range ²	Allowable range
Australian Shares	30-45%	20-55%
International Shares	35-50%	25-60%
Property	0-10%	0-20%
Alternatives	0-15%	0-25%
Infrastructure	0-15%	0-25%
Bonds	0-10%	0-20%
Cash	0-10%	0-20%

What's the investment return objective?

Achieve a return exceeding the increase in the Consumer Price Index (CPI) by at least 4% pa, after tax and investment costs, over any ten year period.

Example: If the ten-year CPI is 2% pa, the investment objective will be for investment returns to exceed 6% pa, after tax and investment costs, over the ten year period.

What's the minimum time you should invest in Aggressive?

At least five years.

Aggressive's standard risk measure


Aggressive's risk level is high. The table below shows the estimated number of annual negative returns over any 20 year period. These negative returns can be experienced several years apart or several years in a row within the 20 year period.



 For more information about the standard risk measure read the Aggressive fact sheet at mine.com.au/super-pds


How can you change the investment options you're invested in?

You can switch investment options through your online member account or by filling in the **Make an investment choice** form.

 To help you decide how to invest your super, it's important to understand some basic investment concepts. See our investment fact sheets at mine.com.au/super-factsheets

Who do we invest your super with?

We appoint professional investment managers to invest your super. We regularly review their performance and can remove managers and add new ones.

 For more information about our investment managers go to mine.com.au/how-we-invest-your-money


² The strategic asset allocation (SAA) is current as at the date of this PDS and can move over time while remaining within the allowable range. The most up-to-date actual asset allocation information is available at mine.com.au/super-asset-allocations

Can our investment options be changed?

Yes, in the future we might offer new investment options or close or change existing ones.

Do we take labour standards or environmental, social or ethical considerations into account?

We seek to maximise investment returns while managing risk. Our investment options are managed by a group of market leading Australian and global funds management businesses who engage with company management. They integrate the management of a range of environmental, social and governance risk factors and opportunities into the investment process, which may impact our investment returns and reputation.

 You should read the important information about our ten investment options before making a decision. Read the fact sheets titled: **Aggressive; Growth; Balanced; Stable; Australian Shares; International Shares; Property; Bonds; Cash and Term Deposit** at mine.com.au/super-pds. The material relating to our ten investment options may change between the time you read this Statement and the day you sign the application form.

6. Fees and costs³

This document shows fees and other costs that you may be charged. These fees and other costs may be deducted from your money, from the returns on your investment or from the assets of the superannuation entity as a whole.

Other fees, such as activity fees, advice fees for personal advice and insurance fees, may also be charged, but these will depend on the nature of the activity, advice or insurance chosen by you. Entry fees and exit fees cannot be charged.

Taxes, insurance fees and other costs relating to insurance are set out in another part of this document.

You should read all the information about fees and other costs because it is important to understand their impact on your investment.

The following is a consumer advisory warning which, by law, we must show.



Did you know?

Small differences in both investment performance and fees and costs can have a substantial impact on your long term returns. For example, total annual fees and costs of 2% of your account balance rather than 1% could reduce your final return by up to 20% over a 30 year period (for example reduce it from \$100 000 to \$80 000).

You should consider whether features such as superior investment performance or the provision of better member services justify higher fees and costs.

You or your employer, as applicable, may be able to negotiate to pay lower fees. Ask the fund or your financial adviser.

To find out more

If you would like to find out more, or see the impact of the fees based on your own circumstances, the Australian Securities and Investments Commission (ASIC) website (www.moneysmart.gov.au) has a superannuation calculator to help you check out different fee options.

³ All our fees and costs include GST where applicable.

To make it easy for you to compare fees and costs across different funds, we must set out our fees and costs in the following way. Our fees and costs are either deducted directly from your account, for example the Administration fee, or deducted from the investment option you're invested in before earnings are credited to your account.

The fee table on the next page shows an estimate of the fees a member with an account balance of \$50,000 would pay as at the date of this Product Disclosure Statement. Actual fees may vary.

Mine Superannuation Fund

(Based on a member with a \$50,000 account balance)

Type of fee or cost	Amount	How and when paid
Investment fee^{4,5}	Aggressive 0.40%, Growth 0.38%, Balanced 0.32%, Stable 0.27%, Australian Shares 0.16%, International Shares 0.11%, Property 0.08%, Bonds 0.19%, Cash 0.08%, Term Deposit 0.00%	We generally calculate and deduct this fee daily when unit prices are determined.
Administration fee⁴	If you have a defined benefit account – Nil If you have an accumulation account only – \$2 per week + 0.16%. Percentage fee is zero for Term Deposit.	We generally deduct the dollar-based administration fee on the last day of the month from your super account balance. We generally calculate and deduct the percentage based administration fee when unit prices are determined.
Buy-sell spread	Nil	
Switching fee	Nil	
Advice fees relating to all members investing in a particular MySuper product or investment option	We offer a complimentary appointment with a financial adviser for all members and personal advice fees are up to a maximum of \$2,750.	You pay or, for the portion of the advice that is super related, you can choose to have it deducted from your super account.
Other fees and costs⁶	Nil	
Indirect cost ratio (ICR)^{4,5}	Aggressive 0.21%, Growth 0.29%, Balanced 0.37%, Stable 0.34%, Australian Shares 0.00%, International Shares 0.00%, Property 0.16%, Bonds 0.10%, Cash 0.06%, Term Deposit 0.00%	This is an estimate of the annual indirect cost ratio for each investment option. The actual costs are deducted from the return paid to the Fund when each unit price is determined.

⁴ If your account balance for a product offered by the superannuation entity is less than \$6,000 at the end of the entity's income year, the total combined amount of administration fees, investment fees and indirect costs charged to you is capped at 3% of the account balance. Any amount charged in excess of that cap must be refunded.

⁵ The investment fees and indirect costs shown are estimated by reference to investment related fees and costs, including underlying investment manager costs, incurred for the 12 month period to 30 June 2020. Accordingly, actual investment and indirect costs over the current period of the PDS will vary based on actual fees and costs incurred in that period.

⁶ We may apply other fees and costs which relate to family law splits, answering subpoenas, advice fees for personal advice, insurance fees and term deposit early withdrawal fees. See the **Fees information** factsheet at mine.com.au/super-pds for further information.

An example of annual fees and costs

This table gives an example of how the fees and costs for the MySuper default Lifecycle Strategy, Aggressive investment option for this superannuation product can affect your superannuation investment over a one year period. You should use this table to compare this superannuation product with other superannuation products.

Example – Aggressive		Balance of \$50,000
Investment fees	0.40%	For every \$50,000 you have in Aggressive you will be charged \$200 each year
Plus Administration fees	0.16% + \$104	And , you will be charged \$80 plus \$104 in administration fees regardless of your balance
Plus Indirect costs for Aggressive	0.21%	And , indirect costs of \$105 each year will be deducted from your investment
Equals Cost of product	\$489	If your balance was \$50,000, then for that year you will be charged fees of \$489 for Aggressive.

If you close your account you won't be charged an exit fee or a buy/sell spread. Additional fees may apply.


Can we change our fees and costs?

Yes, we can change our fees and costs without your consent. We'll give you at least 30 days notice of any change. Investment fees and indirect fees may vary as the actual fees and costs charged by the Fund vary. No notice is provided of these changes.

Financial advice fees


If you need financial advice, Mine Super Financial Advice⁷ is here to provide the help you need to make confident and informed financial decisions.

You'll need to complete a **Financial advice fee authorisation** form and return it to us before we can deduct financial advice fees from your account.

 For more information about Mine Super Financial Advice, read the **Here to help you make confident and informed financial decisions** fact sheet at mine.com.au/super-factsheets

Warning: If you get financial advice from Mine Super Financial Advice, you might have to pay extra fees. The fees you'll be charged will be outlined in a Statement of Advice. The cost of financial advice and how you pay for it depends on the type of advice you're looking for.

⁷ Advice is provided by Mine Super Financial Advice a trading name of Mine Super Services Pty Ltd ABN 49 051 315 014 AFS licence 502700, and is a related entity to the Trustee.

 You should read the important information about fees at mine.com.au/super-pds before making a decision. Read the fact sheet titled **Fees information**. The material relating to fees may change between the time you read this Statement and the day you sign the application form.

7. How super is taxed⁸

When money is paid into your account:

- + **Contributions from your employer and before-tax pay (salary sacrifice)** – these are taxed at 15% if you earn less than \$250,000 pa and 30% if you earn more than \$250,000 pa. If you contribute amounts above the government's yearly limit, or 'contribution cap', you might have to pay extra tax. For information about withdrawing these excess contributions and the tax implications, read our **How much can I add to my super account?** fact sheet at mine.com.au/super-pds
- + **Contributions you make from your after-tax pay, income or savings** – these aren't taxed, except if you contribute an amount above the government's yearly limit.
- + **Contributions from your spouse (spouse contributions)** – these contributions aren't taxed. If you earn less than \$40,000 a year, your spouse might be eligible for an 18% income tax offset on the first \$3,000 they put into your super account each year.

! Warning: The government has set limits, called 'contribution caps', on how much you can contribute into super at the low 15% tax rate. If you exceed these limits you'll pay extra tax.

Investment earnings

These are generally taxed at 15%. This tax is deducted from the investments you're invested in before earnings are allocated to your account.

When you withdraw money from your account

The tax you pay when you withdraw money from your super depends on your age:


- + **Age 60 and over:** You won't pay tax.
- + **Your preservation age – age 59:** Part of your 'taxable component' (the part of your super you have to pay tax on) is tax-free. Amounts above this tax-free portion are taxed. To work out the amount of your 'taxable component' that's tax-free, go to mine.com.au/withdrawal-tax
- + **Under preservation age:** The full 'taxable component' is taxed at your marginal tax rate or 22%, whichever is lower, which includes the Medicare Levy.

If you have to pay tax, we'll deduct it from your withdrawal benefit. Your super won't be taxed if you transfer it to another super fund or pension.

Tax paid on death benefits

If you die, the amount of tax deducted depends on who receives your super.

- + **Paid to dependents** – Tax-free⁹.
- + **Paid to non-dependents** – The 'taxable component' is made up of two parts called the 'taxed element' and 'untaxed element'. The tax rates for each will depend on the relevant circumstances.

 For more information about dependents, read our **Nominating beneficiaries** fact sheet at mine.com.au/super-factsheets


⁸ This information on how super is taxed is general information only. How your super is taxed will depend on your personal circumstances.


⁹ Adult children who aren't financially dependent or in an interdependency relationship with their parents are considered dependants under super law but non-dependents under tax law. Therefore, if they receive a death benefit they would need to pay tax.

Tax paid by temporary residents and working holiday makers

If you're a temporary resident or working holiday maker you can apply to withdraw your super if you leave Australia. For temporary residents the 'taxable component' is taxed at 35% and the 'untaxed component' is taxed at 45%, while if you're a working holiday maker your full benefit will be taxed at 65%. These tax rates don't include the Medicare Levy, which might be payable.

! Warning: You should give us your Tax File Number (TFN) when you open your account with us. If you don't, you may pay extra tax when you contribute money into your account or withdraw money, or you might not be able to make some types of contributions. It will also be more difficult to trace different super accounts in your name so that you receive all your super when you retire.

 For more information about TFNs, read our **Your Tax File Number and super** fact sheet at mine.com.au/super-factsheets

 You should read the important information about contribution caps before making a decision. Read the fact sheet titled **How much can I add to my super account?** at mine.com.au/super-pds. The material relating to contribution caps may change between the time you read this Statement and the day you sign the application form.

8. Insurance in your super

! Warning: This is only a general summary of our insurance. You can find other important information about insurance, such as the cost of this insurance and if you're eligible to take out insurance through your Mine Super account, in our **Insurance Guide**. You should read the information in the full PDS including the **Insurance Guide**, before deciding if this insurance is appropriate. You can find these documents at mine.com.au/super-pds

Defined benefit account

If you have a defined benefit account, and are working for a WA coal industry employer, you'll be entitled to receive a death and total and permanent disablement (TPD) benefit if you die or become disabled before you turn age 60. This is in addition to the retirement benefit you're entitled to, as outlined in Section 1, titled 'About us'. If you have an accumulation account, you can also apply for extra Voluntary Insurance Cover by completing a form.

Your death or TPD benefit is worked out using the following formula: $12\% \times \text{years to age 60}$ x benchmark amount at the date of death or disablement

Generally, to qualify for a TPD payout, you will be medically assessed to be unable to ever work in any occupation for any employer that you're reasonably qualified for or you're suited to as a result of retraining.

If you're seriously incapacitated, but don't qualify for a TPD payout, you might qualify for a partial and permanent disablement benefit. Generally, to qualify you'll be medically assessed to be unable to work in any occupation for your current employer for which you're reasonably qualified for or suited to as a result of retraining. If you're eligible the total benefit you're able to claim is your retirement benefit at the date you're disabled. This benefit doesn't cost you anything.

Accumulation account

If you have an accumulation account, you can have the following insurance through your account:

- + **Death and Terminal Illness (DTI) and Total and Permanent Disablement (TPD) insurance**
 - Pays a lump sum if you die, are terminally ill and have less than 24 months to live or become totally and permanently disabled.
- + **Income Protection (IP) insurance** – Replaces part of your pay if you become ill or injured and can't work. You'll receive 75% of the before-tax salary (gross salary) you earned over the previous 12 months plus a further 9.5% of that salary paid as a super contribution to your Mine Super account.

Who receives Basic Insurance Cover?

If you have an accumulation account only (ie. you don't have a defined benefit account) and you're eligible, you'll receive Basic Insurance Cover, which is made up of DTI and TPD insurance. You don't need to apply for this insurance or have your health assessed. Generally, Basic Insurance Cover is added to your account after all the following have occurred:

- + Your account balance is \$6,000 and above.
- + You're aged 25 to 64.
- + You're employed and your employer makes their first contribution to your account.

Initially you'll receive Limited Basic Insurance Cover, which provides cover for illnesses or injuries that first arise after your cover starts. If your employer's first contribution is within 180 days of you starting employment, and you're in Active Employment for 30 consecutive days, your cover will automatically convert to standard Basic Insurance Cover, which provides cover for illnesses or injuries regardless of when they first arose. If, however, your employer makes their first contribution after 180 days of you commencing employment, Limited Basic Insurance Cover will apply for 24 months followed by an additional 30 consecutive days of Active Employment before converting to standard Basic Insurance Cover.

How can I add this insurance to my account if I'm under 25 or have an account balance below \$6,000?

If you're not eligible because your balance is below \$6,000 and / or you're under 25 years of age, you can still choose to have Basic Insurance Cover added to your account by completing a **Super account essentials** form. You'll need to be aged 15 to 64, be employed and have your employer make a contribution to your account.

How much Basic Insurance Cover do you receive?

You'll receive a set amount of insurance, between \$5,000 and \$100,000, based on your age. Read the Insurance Guide for details of the amount you'll receive for your age.

When is Basic Insurance Cover added to your account?

- + If this insurance is added to your account automatically - the later of the date your employer makes their first eligible contribution to your account OR the date you reach age 25 and your balance reaches \$6,000 and above.
- + If you ask us to add this insurance to your account - the later of the date we receive your application, your employer makes their first eligible contribution to your account, your employment commencement date or the date you ask us to add this insurance.


Insurance you apply for

If you're not eligible for Basic Insurance Cover or you want IP insurance or extra DTI and TPD insurance, you can apply for insurance by completing:

- + **Apply for Income Protection insurance** form – IP insurance.
- + **Apply for Voluntary Insurance Cover** form - DTI and TPD insurance, called Voluntary Insurance Cover. Applications for Voluntary Insurance (DTI and TPD) will be assessed by our insurer.

The cost of insurance

There's a cost of having insurance through your accumulation account. It depends on the amount of insurance, your age, gender, salary (for IP insurance only), whether you smoke and the type of 'job classification' you have.

 If you don't tell us your job classification, we'll give you a 'mining' job classification.

We deduct the cost of your insurance (premium) from your account monthly in arrears, which covers you for that month. If you're eligible for Basic Insurance Cover, we'll automatically deduct the cost of this insurance from your account unless you tell us you don't want it.

The range of costs for our insurance can be found below. You can find the full table of premiums rates in our Insurance Guide which you can find at mine.com.au/super-pds

- + **Basic Insurance Cover** – cost ranges between \$2.79 per month and \$70.66 per month for males and \$2.22 per month to \$63.99 per month for females. As you get older, the amount of your Basic Insurance Cover and in turn, its cost, will automatically change.
- + **Voluntary Insurance Cover** – for \$10,000 of DTI and TPD cover, cost ranges between 7.587 per month and \$505.909 per month. As you get older, the cost of your Voluntary Insurance Cover will automatically change.
- + **IP insurance** – for \$1,000 of cover, cost ranges between \$0.147 per month and \$1.657 per month for males and \$0.196 per month and \$2.323 per month for females, depending on your age. The cost includes 7.2% for government stamp duty. As you get older, the cost of your IP insurance will automatically change.

Cancelling insurance

You can cancel your accumulation account insurance at any time by phone on 13 64 63 or by completing the **Cancel my insurance** form. If you cancel your Basic Insurance Cover within 90 days of the date your insurance started, we'll refund your premiums to your account.

Your insurance will also be cancelled if your account hasn't had a contribution, including transfers from other super funds, for 16 months or more. This is called an 'inactive account'. We'll contact you to let you know if you're at risk of losing your insurance if it's inactive. You can also elect to keep the insurance on your account, regardless of whether it's inactive, by contacting us.

Defined benefit members can't cancel their benefit because it's provided by law and not subject to an insurance policy.

Changing insurance

- + **Basic Insurance Cover** – You can increase this insurance under our 'Introductory Cover Option' by completing a **Double your Basic Insurance Cover** form or **Your super account essentials** form.
- + **Voluntary Insurance Cover** – You can apply to change this insurance at any time, including increasing it under our 'Significant Life Event option' by completing the **Change my insurance** form and / or **Increase insurance following a significant life event** form.
- + **IP insurance** – You can apply to change your insured salary, waiting period and benefit period at any time by completing the **Your super account essentials** form or **Change my insurance** form.



You should read the important information about insurance before making a decision. Read the document titled **Insurance Guide** at mine.com.au/super-pds. The material relating to our insurance may change between the time you read this Statement and the day you sign the application form.

9. How to open an account

When you start work in the Western Australian coal mining industry, a Mine Super account will automatically be set up for you when we receive your first super contribution from your employer. By law your employer has to make defined benefit contributions on your behalf if you're likely to be employed as a mine worker for at least six months.

Making a complaint

If you have a concern we'd like to address it as soon as possible. You can call us on 13 64 63 and talk to one of our contact centre officers who'll make every effort to resolve your concerns quickly.

If you're not satisfied with our response, you can lodge a complaint with us by phone, by emailing help@mine.com.au or by writing to our Complaints Officer at Mine Superannuation Fund, Locked Bag 2020 Newcastle NSW 2300.



For more information about making a complaint, go to mine.com.au/complaints

How we protect your personal information – our Privacy Policy

We need to collect information about you to properly set up and manage your account. The government has put in place laws around how we manage this information to make sure it's protected.



You should read the important information about privacy before making a decision at mine.com.au/super-pds. Read the fact sheet titled **Privacy Collection Notice**. The material relating to privacy may change between the time you read this Statement and the day you sign the application form. For more information, read our Privacy Policy at mine.com.au/your-privacy

Mine Super

Locked Bag 2020 Newcastle NSW 2300

t 13 64 63 | f 02 4962 3469

e help@mine.com.au | mine.com.au



WA Coal Your super account essentials

Before you start...

Fill this form out in **BLOCK** letters using a black or blue pen. Write 'X' to mark boxes.
If you make a mistake when filling out the form, cross it out and initial the change. Don't use liquid paper or whiteout. Before you send this form back to us read the Welcome Pack, which includes our Product Disclosure Statement (PDS) and Welcome to Mine Super booklet.

1. Your personal details

Member number

Mr Ms Mrs Miss Dr Other Male Female

Given names

Surname Date of birth (DD-MM-YYYY) - -

Residential address

Suburb State Postcode

Postal address. If the same as your residential address, mark 'X' in this box

Suburb State Postcode

Mobile phone Home phone Work phone

Preferred email Other email

2. Save on super fund fees

If you've had more than one job, chances are you've got more than one super account. This will mean you're paying multiple fees for multiple accounts.

Transfer your other super to Mine Super

Fund name Member/account number

Unique Superannuation Identifier (USI)

Australian Business Number (ABN)

How much do you want to transfer? Mark 'X' in one box

Full balance, or

Partial amount of \$

Turn over to finish filling out this form...



3. Protecting you and your family

- + To find out more about our insurance, see our WA Coal Division Product Disclosure Statement and Insurance Guide at mine.com.au/super-pds
- + If you have a WA Coal Division defined benefit account, you're entitled to a death and disablement benefit. For more information, see the WA Coal Division Insurance Guide.

Your duty of disclosure

Before you enter into a life insurance contract, you have a duty to tell the insurer anything that you know, or could reasonably be expected to know, may affect their decision to insure you and on what terms.

You have this duty until the insurer agrees to insure you.

You have the same duty before you extend, vary or reinstate the contract.

You do not need to tell the insurer anything that:

- + reduces the risk they insure you for; or
- + is common knowledge; or
- + they know or should know as an insurer; or
- + they waive your duty to tell us about.

If you do not tell us something

In exercising the following rights, the insurer may consider whether different types of cover can constitute separate contracts of life insurance. If they do, they may apply the following rights separately to each type of cover.

If you do not tell the insurer anything you are required to, and they would not have insured you if you had told them, they may avoid the contract within three years of entering into it.

If the insurer chooses not to avoid the contract, they may, at any time, reduce the amount you have been insured for. This would be worked out using a formula that takes into account the premium that would have been payable if you had told them everything you should have. However, if the contract has a surrender value, or provides cover on death, the insurer may only exercise this right within three years of entering into the contract.

If the insurer chooses not to avoid the contract or reduce the amount you have been insured for, they may, at any time vary the contract in a way that places them in the same position they would have been in if you had told them everything you should have. However, this right does not apply if the contract has a surrender value or provides cover on death.

If your failure to tell the insurer is fraudulent, they may refuse to pay a claim and treat the contract as if it never existed.

3a. Add Basic Insurance Cover to my account (accumulation only members)

Generally you're not eligible for Basic Insurance Cover until your account balance reaches \$6,000 or more, you're aged 25 to 64, and you're employed and your employer makes their first contribution to your account.

However, you can still add it to your account before you turn 25 or your account balance is below \$6,000, provided you're employed and your employer makes their first contribution to your account.

If you choose to have cover added and your account becomes 'inactive', that is a contribution hasn't been credited to your account for 16 months or more, your insurance will NOT be cancelled as it would have been in normal circumstances.

I'd like to add Basic Insurance Cover to my account.

Make sure you check the eligibility criteria below so you're not paying for cover you can't use.

You're not an Australian or New Zealand citizen or a resident visa holder and therefore not entitled to Basic Insurance Cover. *Go to section 4 of this form.*

You've been paid, or been entitled to be paid, a Terminal Illness benefit from any super fund or life insurance policy. You're not entitled to Death and Total and Permanent Disablement cover. However, you're still entitled to Income Protection insurance. *Continue through to section 3b.*

You've been paid, or been entitled to be paid, a Total and Permanent Disablement benefit. You're eligible for limited Death and Total and Permanent Disablement cover and Income Protection insurance. *Continue through to section 3b.*

Using your age, see what Basic Insurance Cover you'll receive in the table below:

Age	DTI	TPD	Age	DTI	TPD
15-24	\$50,000	\$50,000	61	\$50,000	\$20,000
25-49	\$100,000	\$100,000	62	\$50,000	\$15,000
50-54	\$80,000	\$80,000	63	\$50,000	\$10,000
55-59	\$60,000	\$45,000	64	\$50,000	\$5,000
60	\$50,000	\$25,000			

Turn over to finish filling out this form...



3b. Check how much you're paying for insurance (accumulation only members)

Tell us your job classification and make sure you're not paying too much for insurance

The type of work you do affects the cost of all your insurance with us. New members automatically have a **Mining** job classification. If you're not an underground miner, let us know, or you could be paying too much for your insurance. If you're retired or not working, select 'light manual'. Your new insurance premiums will apply from the date you sign this form and your application is accepted.

For the **professional** and **white collar** classifications, regardless of which classification you mark, you'll be considered white collar if we've recorded a salary of less than \$80,000 pa for you and professional if we've recorded \$80,000 pa or more.

Mark 'X' in one box

- Professional:** You work in a predominantly office based sedentary occupation for over 80% of your total work time and earn more than \$80,000 pa, excluding employer super contributions, so long as you're not defined as 'mining'.
- White collar:** You work in a predominantly office based sedentary occupation for over 80% of your total work time and earn less than \$80,000 pa, excluding employer super contributions, so long as you're not defined as 'mining'.
- Light manual:** You perform light manual work for more than 20% of your total work time and spend less than 5% of your work time in an underground mine, so long as you're not defined as 'heavy manual' or 'mining'. This category includes duties such as carpenter, electrician, plumber and factory production manager.
- Heavy manual:** You perform heavy manual work or work in an **open-cut mine** for more than 20% of your total work time and spend less than 5% of your work time in an underground mine, so long as you're not defined as 'mining'. This category includes duties such as bricklayer, roof carpenter and truck, forklift or bulldozer driver.
- Mining:** You perform light or heavy manual work in an **underground mine** for more than 5% of your total work time or work in any other high risk occupation agreed between Mine Super and the insurer.

Are you a smoker? Mark 'X' in one box. Yes No

3c. Double your Basic Insurance Cover offer - use within 60 days!

- + If you've chosen to add Basic Insurance Cover to your account at section 3a, you have an accumulation account, you can double your Basic Insurance Cover within 60 days of the date of your insurance welcome letter without having your health assessed.
- + If you're:
 - aged 50 or over and would like to take up this offer, you'll need to complete the Double your Basic Insurance Cover form included with your Welcome Pack and send it back to us.
 - under age 50, simply mark 'X' in the box below.

Yes, I'd like to double my Basic Insurance Cover. Please note that this will double the cost of your Basic Insurance Cover.

Turn over to finish filling out this form...



4. Your declaration

I declare that:

- + I've read and understood our WA Coal Division Product Disclosure Statement, including the Insurance Guide, found at mine.com.au/super-pds
- + I consent to the collection, use and disclosure of my personal information in accordance with Mine Super's Privacy Collection Notice and the Privacy Policy available at mine.com.au/your-privacy and our insurer's privacy policy at tal.com.au/privacy-policy or available on request
- + if my employer has provided my Tax File Number to Mine Super, I agree to it being used for lawful purposes, such as checking my identity and transferring my super to another super fund, unless I otherwise tell Mine Super in writing
- + the information I've provided in this form is true and correct and isn't misleading by way of inclusion or omission
- + I've read the Duty of Disclosure for insurance and I'm aware of the consequences of non-disclosure. I understand that I must advise our insurer TAL Life Limited ABN 70 050 109 450 AFS licence 237848 of any changes in my circumstances from now until I'm notified in writing that my application has been accepted. I've disclosed everything I know that could affect the decision to accept my application
- + I understand the implications of the changes I've made, including the effect these changes may have on the premiums I pay, and that the changes won't apply until this correctly completed form is received and processed by Mine Super. Any restrictions on my current cover will continue to apply to my changed cover
- + I acknowledge that all insurance cover provided is subject to the Mine Super Trust Deed and the terms and conditions of the insurance policies between Mine Super and TAL Life Limited as changed from time to time
- + if I've requested to transfer my other super into Mine Super, I've considered the change in benefits that may result and any fees that may apply
- + I'm not a politically exposed person (PEP). Visit mine.com.au/pep for a definition. If you fall under the PEP definition, please call us on 13 64 63 or email help@mine.com.au

Your signature

Date (DD-MM-YYYY)

Print name

Turn over to finish filling out this form...



5. Choose who you want to get your super and any death insurance proceeds if you die

- I want to make a binding nomination.** We must pay your benefit to the people you nominate. You need two witness signatures in the witness signature box below.
- I want to make a non-binding nomination** (This option isn't available for pensions). We'll decide who to pay your super and any insurance proceeds to, only using your nomination as a guide. Sign the declaration below but you don't need to have it witnessed.

You can only nominate the executor of your estate and / or your dependants. To nominate a beneficiary, mark 'X' in one or both of the boxes below. Please write the percentage that you want to be paid to each beneficiary. Your benefit can be paid in any percentage to your estate and / or beneficiaries but the total must equal 100%.

I want to nominate the individual(s) listed below.

Beneficiary's full name	Relationship				% of benefit
	<input type="checkbox"/> Spouse	<input type="checkbox"/> Child	<input type="checkbox"/> Financial dependant	<input type="checkbox"/> Interdependent	%
	<input type="checkbox"/> Spouse	<input type="checkbox"/> Child	<input type="checkbox"/> Financial dependant	<input type="checkbox"/> Interdependent	%
	<input type="checkbox"/> Spouse	<input type="checkbox"/> Child	<input type="checkbox"/> Financial dependant	<input type="checkbox"/> Interdependent	%
	<input type="checkbox"/> Spouse	<input type="checkbox"/> Child	<input type="checkbox"/> Financial dependant	<input type="checkbox"/> Interdependent	%

and / or I want to nominate the executor of my estate. The following percentage of my benefit will be paid to my estate: %

Must add up to TOTAL 100%

To read more about making a nomination, read our **Nominating Beneficiaries** factsheet at mine.com.au/super-factsheets

Your declaration

I understand that:

- + if my beneficiaries are no longer dependants, they pass away before I do or Mine Super can't find them, Mine Super will pay my benefit to someone else they consider appropriate
- + if I have a binding nomination this will remain in place for three years from when my two witnesses and I sign this form. After three years the nomination will cease, but Mine Super may still use the information to help find possible beneficiaries
- + if there's an error with my form, by law it can't be considered a binding nomination. When Mine Super receives my form they'll undertake an initial review and if they find an error I'll be advised whether my nomination is recorded as non-binding or not recorded at all
- + if my nomination is binding it'll replace previous nominations. If this nomination is non-binding, it won't replace a binding nomination
- + I can change or cancel this nomination at any time in writing by completing another Nominate your beneficiaries form.

Your signature



Today's date (DD-MM-YYYY)

- -

Print name

To make your nomination binding, it must be witnessed by two people

- + If this section isn't completed and: your account is a super account – your nomination will be non-binding; your account is a pension account – no beneficiaries will be listed on your account.
- + Your witnesses must sign and date this form at the same time as you.
- + If you nominate your 'Estate' as a beneficiary, your executor or a beneficiary under the Estate can't also be your witness.

I declare that:

- + I'm at least 18 years old; I'm not listed as a beneficiary above; and the person named in **Section 1. Your personal details** signed the above declaration in my presence.

Witness 1 signature



Print name

Today's date (DD-MM-YYYY)

Witness 2 signature



Print name

Today's date (DD-MM-YYYY)



When complete return this form to us by:

Post Mine Super
Locked Bag 2020 Newcastle NSW 2300