










Factsheet: 1 July 2020

Your investment options: Aggressive

The information in the document forms part of the Product Disclosure Statement (PDS) for the Mine Superannuation Fund.

Current Aggressive target and allowable ranges

	Target range	Allowable range
 Australian Shares	30-45%	20-55%
 International Shares	35-50%	25-60%
 Alternatives	0-15%	0-25%
 Infrastructure	0-15%	0-25%
 Property	0-10%	0-20%
 Bonds	0-10%	0-20%
 Cash	0-10%	0-20%

About Aggressive

Aggressive accepts higher risk to maximise returns

Invests primarily in shares, property, infrastructure and other alternatives that aim to maximise returns by taking greater risk.

Who is Aggressive suitable for?


Suitable for people who wish to invest their super for five or more years.

Super members under age 45 who don't make an investment choice are automatically invested in Aggressive as part of our default Lifecycle Strategy. All our default Lifecycle investment options form part of our MySuper product offering.

- i** A portion of the international investments in this investment option are hedged. Currency hedging, which involves selling the international currency and buying the Australian dollar, reduces the currency volatility of this option's international investments.
- At times we may hold a small part of this investment option in cash. This is a standard investment administration process to:
- + set aside money to invest with our managers
 - + manage cash outflows, such as benefit payments, without having to cash in an investment.

Aggressive's standard risk measure^

Aggressive's risk level is high. The table below shows the estimated number of annual negative returns over any 20 year period. These negative returns can be experienced several years apart or several years in a row within the 20 year period.




What's the investment return objective?

Achieve a return exceeding the increase in the Consumer Price Index (CPI) by at least 4% pa, after tax and investment costs, over any ten year period.

Example: If the ten-year CPI is 2% pa, the investment objective will be for investment returns to exceed 6% pa, after tax and investment costs, over the ten year period.

What's the minimum time you should invest in Aggressive?


At least five years.



How has Aggressive performed?

What to look for in investment performance?

As Aggressive mostly invests in growth assets, investors can expect higher long term returns along with some low or even large negative returns over the short term. Short term performance can vary. It's important to focus on long term performance and your investment time frame.

 Visit mine.com.au for the latest investment returns.*


What does this mean for my investment choice?

When deciding which investment option is right for you, it's important to focus on how much time you have to invest, how much risk you're comfortable with and how much super you need for retirement. Our **Five Step Guide to Investing** factsheet takes you through these concepts to help you work out the best choice for you. If you're still unsure about the right investment option for you, you should talk to your financial adviser.

How we invest your money

We appoint professional investment managers to invest your money within strict guidelines.

We regularly review their performance and can remove managers and add new ones.

 Visit mine.com.au for a list of our investment managers.

Take action

Make an investment choice

Read the **Making an Investment Choice** factsheet then log in to your online account at mine.com.au using your member number or email address and password.

Once you've logged in, select the menu item 'Manage my super' and select 'Change where my super is invested' to make your investment choice.

If you don't want to make a choice we'll invest your money in the default investment option.

Need more information or advice?

If you have any questions or need help call us on 13 64 63, Monday to Friday, 8am to 6pm or email help@mine.com.au.

* Past performance isn't necessarily an indication of future performance.

^ We've measured risk using the super industry's standard risk measure so you can compare investment options between different funds. The standard risk measure describes risk based on the number of negative annual returns expected over any 20 year period. It's calculated using a simulated model that takes into account factors that may affect returns. This isn't a complete assessment of investment risk, as it doesn't show the size of negative returns, whether you'll meet your investment objective or the impact of fees and taxes on your returns. The real world is complex and not always rational. This means mathematical theories may not always play out in practice. You need to be comfortable with the risk and potential losses of your chosen investment options. Visit mine.com.au for more information about the standard risk measure, the Trustee's risk assessment methodology and other types of investment risk.